

WEB TYPENFABRIK

ALPHABET

BAUHLÖTZE

KOLLEKTIV HENSELMANN

MAARZAHN

BRIGADE GUTENBERG

A	B	C	D	E	F	G	H	I	J	K	L	M	N	O	P	Q	R	S	T	U	V	W
a	b	c	d	e	f	g	h	i	j	k	l	m	n	o	p	q	r	s	t	u	v	w
0	1	2	3	4	5	6	7	8	9	!	?	@	#	\$	%	&	'	()	*	+,-	=
~	^	_	~	^	~	^	~	^	~	^	~	^	~	^	~	^	~	^	~	^	~	^
À	Á	Â	Ã	Ä	Å	Æ	Ç	È	É	Ê	Ë	Ì	Í	Î	Ï	Ñ	Ò	Ó	Ô	Õ	Ö	×
Ø	Ù	Ú	Û	Ü	Ý	ÿ	Š	Š	š	š	š	š	š	š	š	š	š	š	š	š	š	š
ƒ	g	h	i	j	k	l	m	n	o	p	q	r	s	t	u	v	w	x	y	z	aa	bb
€	£	¤	¥	¦	§	¨	©	ª	«	¬	®	¯	°	±	²	³	´	µ	¶	·	¸	¹
º	»	¼	½	¾	¿	À	Á	Â	Ã	Ä	Å	Æ	Ç	È	É	Ê	Ë	Ì	Í	Î	Ï	Ð
Ñ	Ò	Ó	Ô	Õ	Ö	×	Ø	Ù	Ú	Û	Ü	Ý	ÿ	À	Á	Â	Ã	Ä	Å	Æ	Ç	È

Font includes following glyphs

LOREA IPSUM DOLOR SIT AMET, CONSECTETUER ADIPISCING ELIT, SED DIARI NONDIARY NIBH CUNDAPO TINCIDUNT UT LABREET DOLBRE PASHA ALIQUAA ERAT DDLUTPAT. UT UNSI ENIA AD ANIMA DENIAP, QUIS NOSTRUD EXERCI TATION ULLACORPER SUSCIPIT LOBBORTIS NISL UT ALIQUP EA EA CORABDO CONSEQUAT. QUIS AUTER DEL EOA IPIDRE DDLOR IN NENDREPT IN DDLPUTATE DELIT ESSE RIDLESTIE CONSEQUAT, DEL ULLUA DDLBRE EU FEUGIAT NULLA FACILISIS AT DERO ET ACCURSAN ET IUSTO BOND DIGRESSIA



9/12 Pt

LOREA IPSUM DOLOR SIT AMET, CONSECTETUER ADIPISCING ELIT, SED DIARI NONDIARY NIBH CUNDAPO TINCIDUNT UT LABREET DOLBRE PASHA ALIQUAA ERAT DDLUTPAT. UT UNSI ENIA AD ANIMA DENIAP, QUIS NOSTRUD EXERCI TATION ULLACORPER SUSCIPIT LOBBORTIS NISL UT ALIQUP EA EA CORABDO CONSEQUAT. QUIS AUTER DEL


12/14,5 Pt

THE QUICK BROWN FOX JUMPS OVER THE LAZY DOG. SYLVIA WAGT QUICK DEN JUK
BEI PFORZHEIM. VOYER LE BRICH GERANT QUE J'EMARINE PRES DU WHARR. LOREA
IPSUM DOLOR SIT AMET, CONSECTETUER ADIPISCING ELIT LOREA IPSUM DOLOR


20/26 Pt



Font includes following glyphs



9/12 Pt

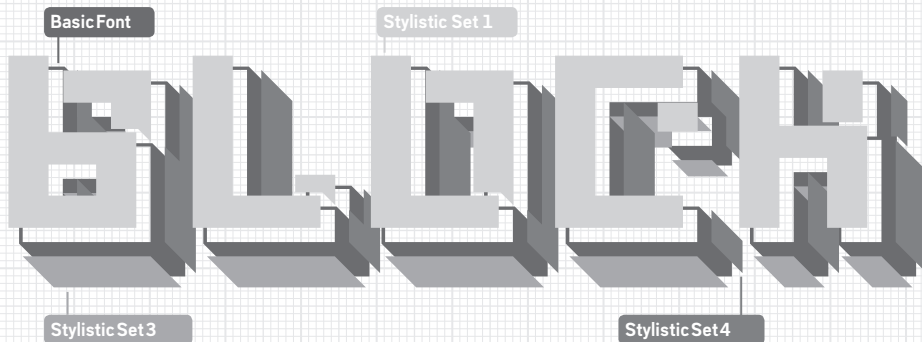
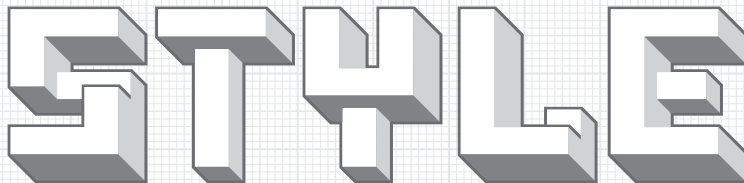
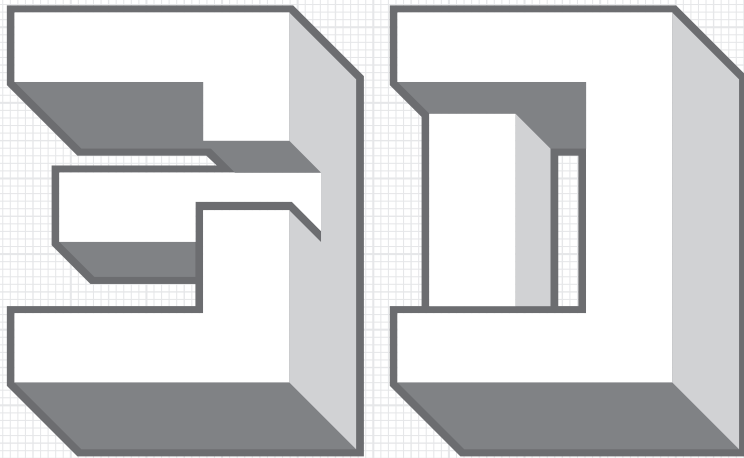


12/14,5 Pt



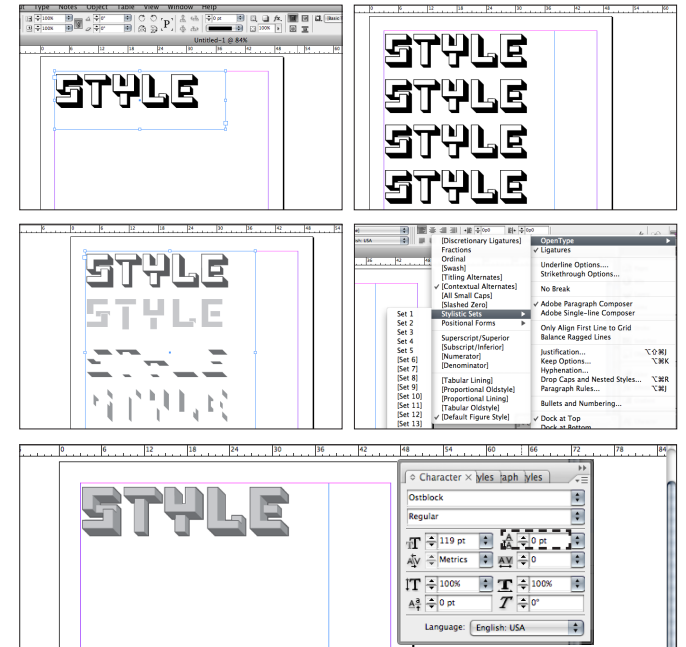
20/26 Pt

OSTBLOCK is a OpenType font with 5 Stylistic Sets to build 3D characters. It works with InDesign or Illustrator.



InDesign

1. Write your word or headline. Copy the text into the next line. Make as many lines as layers you want to use.
2. Activate a line and choose a Stylistic Set in the OpenType menu. Choose a color for the layer. Do the same with all lines.
3. Activate all the text and set the line height to zero. Voilà!



Illustrator

In Illustrator you get access to the stylistic alternates with the Glyph panel. Write your text in OSTBLOCK, then open "Type > Glyphs". Select a character and click at the little triangle in the right corner. Now you can see all stylistic alternates of this character. Double click to get it.

You also can select a character and choose option 'Alternates for Current Selection' in the Glyph panel.

This way works in InDesign also.

